


AMERICAN HEMEROCALLIS SOCIETY



JUDGES EDUCATION COMMITTEE
Beth Creveling, Chairman

Revised 2009

2009 Garden Judges Workshop 1 Outline of Slide Presentation

<http://www.daylilies.org/AHSJudgesDocs.html>

WORKSHOP INTRODUCTION

Welcome people; Introduce yourself, fellow Instructors and prospective instructors;

Pass out student packets if you haven't already done so. (Do not pass out the exam until after the slide presentation/lecture.)

Determine that each person taking the course for credit has been an member of AHS for 12 consecutive months. (Some people think they are members if their spouse is a member. Make sure people understand before you start the class.)

Explain that an applicant must have been a member of AHS for 24 consecutive months before he or she can be appointed a garden judge.

Walk through the handouts so people will know what is there.

Set the tone for judge training. Cover the important points about being a garden judge. You may cover a great deal of the curriculum material, as you see fit, before using the slide presentation. Or you may begin with the slides and interrupt them from time to time for class discussion. Or you may use the slides as a review tool.

The point of this class is to form an attitude for effective judging. The factual "cargo" of the class is without value if we fail to instill a desire to perform the duties consistently and conscientiously. The instructor's attitude is fundamental to success.

SLIDE PRESENTATION

Slide 1: Title Slide



Slide 2: Course Outline

Slide 3: Timeline: Hybrid Daylilies and Awards

Timeline: Hybrid Daylilies and Awards

- 1877: English schoolmaster George Yeld, 32, grows “less than half a dozen” daylily species and begins to hybridize them. A.B. Stout is a baby in Wisconsin.
- 1892: Yeld wins Royal Horticultural Society’s Certificate of Merit for his daylily, ‘Apricot’. First hybrid of record.

“Apricot is a variety of charm and beauty and is distinct from the other early-flowering sorts now in trade” -- A.B. Stout (1934)



Teaching Points:

The timeline places the new garden judge into a large context beginning with the first known hybridizer and the quick emergence of European and American fascination with hybrid daylilies.

George Yeld had not much breeding material to work with, but he clearly had a lot of plant sense, as his first named hybrid, ‘Apricot’, was still praised by A.B. Stout in 1934 and is still in commerce today.

We’re making a lot of reference to Arlow Burdette “Bert” Stout so that student judges will understand his contribution to daylily knowledge, taste, and popularity.


Slide 4

Timeline

- 1893: English nurseryman Amos Perry, 22, orders a collection of daylilies. He devotes himself to hybridizing.
- 1900: Perry’s first named variety.
- Yeld and Perry introduce new varieties into the 1930s.

Presumably, they talked to each other.

Class discussion: How has someone else added to your ideas of merit in a daylily?



Perry’s ‘Margaret Perry’ (1925)

Teaching Points:


At the time of Yeld’s death in 1937, he had named 30 varieties and credited Perry with creating “upwards of a hundred.” Perry was a towering figure in the daylily world.

The first discussion question for the class pertains to the idea that Garden Judges work best if they network with other discerning daylily growers. Try to get the class talking about how other people's knowledge was transmitted to them.

Slide 5

Timeline

- 1899: First American hybrid, 'Florham' (E. Herrington)
- 1911: A. B. Stout, 35, begins work with daylilies, NY Botanical Garden.
- Raises seedling crops at NYBG and sells daylilies for the benefit of NYBG.
- 1924 NYBG orders Stout to cease propagation and sales at the Garden.
- Stout appeals to large nurseries in the region to raise his seedling crops and market his named ones.



Arlow Burdette Stout

Teaching Points:

Stout was able to operate "under the radar" for several years, but the growing popularity of the daylily raised a thorny question about conflicts of interest. Even though Stout was taking no profits from the sales of his daylilies, the founding Director of the Garden, N.L. Britton, determined that it was outside the garden's mission to propagate and sell daylilies.

Stout needed to ally himself with a large business, but the deal would be costly for his partner because of the need to raise and tend the seedling crops.

No nursery near New York offered to help, so Stout widened his appeal to include the nationally famous nursery of fellow-hybridizer, Bertrand Farr, in Wyomissing, PA, on the outskirts of Reading.

Slide 6

Timeline

- 1924: Only one nursery owner responds. Bertrand Farr, renowned as an iris hybridizer and owner of a huge nursery in eastern PA, is also an experienced daylily hybridizer.



Teaching Points:

Farr was a music teacher whose passion for ornamental plants consumed him. He founded a large nursery business in Wyomissing, a borough near Reading, PA that he helped incorporate.


Farr tried to collect all the varieties of irises and peonies in existence. His nursery was famous, with an office staff of 23 and a field staff of 40. He had 100,000 customers on his list. Charlie Chaplin and Mary Pickford were among the celebrity visitors to The Wyomissing Nursery.

Slide 7

Timeline

- Farr agrees to raise Stout's seedlings and market the named ones for no more than \$3 a plant.
- Stout never accepts "royalties" during the long relationship with Farr Nursery.
- 1924: A revolution in colors! A bright pink variety of *H. 'fulva'* is found in China and sent to Stout.
- Bertrand Farr dies that autumn.

New owners of the nursery continue the deal he struck with Stout.



H. 'fulva' var. rosea

Teaching Points:

Stout's passion was science. He was concerned with plant sterility and made enormous contributions in the California Avocado industry and the grape industry, working on seedless varieties of grapes. His work with daylilies began with a question of why the "Europa" variety of fulvous daylily was virtually sterile. Yeld wrote in 1937 that the discovery of *H. 'fulva' var. rosea* would revolutionize color in daylilies. Stout was in a position to know how to use it when it came to him in 1924.

Farr's nursery still exists today.

Slide 8

Timeline

- 1929: Stout introduces the phrase “unusual form” in describing his new hybrid, ‘Wau-bun’.

It’s an example of the “pinched crispate” characteristic, with petals pinched back along the midrib.



Teaching Points:



Many of Stout’s terms and observations about daylilies found their way into the thinking of the AHS, which came along 12 years after Stout’s landmark book on daylilies went on sale.

“Unusual Form” was a phrase Stout used, and it later became a formal term in AHS classifications.

Slide 9

Timeline

- 1934: Stout describes the first truly red daylily, ‘Theron’, a result of 25 years’ work.
- He publishes the first book devoted to daylilies. Describes all the known species and all 175 hybrids.
- Uses terms that will become the basis of AHS garden judge evaluation: “garden value,” “sprightly colors,” and the importance of “plant stature” when not in bloom.
- Lists all the daylilies given the Award of Merit by the Royal Horticultural Society.



Teaching Points:

Stout points out that the RHS grew 117 cultivars for evaluation between 1929 and 1931. He goes on to tell his readers that there are many more worthy daylilies than the ones the RHS singled out for awards, and that many of the award-winners had been surpassed by newer varieties. That’s true today as well. Stout paid a lot of attention to overall plant balance and what the plant contributed to garden beauty when not in bloom. That is also central to modern daylily evaluation.

Slide 10

Timeline

- 1935: Stout's 'Dauntless' comes out.
- Pre-war years: Henry Field Seed Company sponsors big Midwest flower shows.



'Dauntless'

Teaching Points:


Stout listed 175 hybrids in his 1934 book. Their popularity was rising fast.

The importance of the Henry Field Seed Company figures in the story of the daylily. The big Midwestern Flower Show was a major social occasion for people who knew each other only through the Round Robins that were in circulation. Gardening in the rural Midwest was an important part of human association.

Slide 11

Timeline

- 1943: *Flower Grower* magazine sponsors a Hemerocallis Round Robin.
- 1946: End of WWII
- "Garden Club of the Air," daily radio show of Helen Field Fischer, has national following and a Hemerocallis Round Robin.
- Robin members urge resumption of the big Midwest flower show. Helen Field Fischer helps make it happen.
- July, 1946: AHS founded at the flower show.



Teaching Points:

Radio is a highly "intimate" medium because it operates only through the sense of sound. Powerful radio stations, like the one operated by the Field Seed Company in Iowa, could be heard nation-wide.

Helen Field Fischer must have had the gift of conversation, because she had to produce a live talk show of 30 minutes' length every day of the week.

She couldn't keep up with mail from her listeners, so she organized Round Robins to handle their questions. One Robin was exclusively devoted to daylilies.

There was another daylily Robin sponsored by *Flower Garden* magazine. These robins helped solidify “virtual communities” of women who saw Helen Field Fischer as a “virtual friend.”


So they appealed to Helen to use her influence in the family to reinstitute the big Midwest Flower Show, and they provided volunteers to manage the details of it.

This virtual community formally organized themselves into “The Midwest Hemerocallis Society,” which was renamed a few years later to “The Hemerocallis Society,” and then given its current name in 1954.

Slide 10

Timeline

- 1950: AHS sets up awards system for cultivars: Honorable Mention – Award of Merit – Stout Silver Medal.
- Creates “Bertrand Farr Award” for contributions to hybridizing. Stout is the first recipient.
- Creates “Helen Field Fischer Award” for contributions to AHS.
- 1954: Stout’s ‘Dauntless’ wins the Stout Medal.
- 1957: Stout dies, age 81.



Teaching Points:

The Awards System was set up as a pyramid, just as it is today, with a single annual prize for the best daylily cultivar.

The system also recognized people who made substantial improvements to the daylily through hybridizing, and people who made outstanding contributions to the health of the daylily organization.

It’s important to ponder the social benefits of gardening; sharing information with people, sharing plants with each other. Garden Judges are part of an international network of friendship and good will. When they visit gardens to evaluate plants, they are also good will ambassadors for the AHS.

Part of a garden judge’s code of conduct is to be ever-mindful of the etiquette of visiting. Good will is a precious commodity.

Slide 11

Timeline

- 1961: AHS adds specialty award categories.
- Specialty awards may change from time to time: new ones added, some discontinued.
- Examples: deletion of award for Fragrance, recent additions for Extra Early bloom and Large Flowers.
- 1997: AHS develops a formal curriculum for training Garden Judges.
- 2008: Change of rules for Spiders and UF flowers. If eligible in both categories, dual registration possible and nomination for both awards.

Class discussion: which “specialty” cultivars do you think are “champion performers” in your garden?

Teaching Points:

Previously, a nominee for the Lambert/Webster UF award could not be registered as a spider or have the spider’s 4:1 length-to-width petal dimension. That resulted in some awkward situations, so the rules changed for 2008. A flower that meets the criteria for BOTH classes may be registered as both and may be nominated for both awards.

However, the cultivar actually has to be registered in a class in order to be nominated in that class. This will matter to Garden Judges who decide to cast a write-in vote. As with any other write-in vote, it is a really great idea to check eligibility first.

The discussion question focuses attention on the one trait that defines the award category and the MANY traits to qualify a flower for a vote. You could turn the question around toward the negative, too. “Which cultivars do you know that have great “specialty” attributes but terrible substance, poor opening, or poor plant vigor?”

Slide 12: The (Madison Square) Garden Judge

The notion of a Head Judge in a dog show is that the person has experience judging all the different classes of dog. The AHS Garden Judge is continuously working on knowledge of all the classes of daylilies. We want to understand “champion” performance in all the categories so that we can resist playing favorites.

Slide 13: The AHS Garden Judge

Teaching Points:

The performance of great Garden Judges is both fair and consistent.

Each judge contributes one point of view into a national composite point of view.

That is why there is emphasis on doing your evaluation within your own region.

We want to know about performance in a variety of conditions.

When the awards votes are published in The Daylily Journal and on the AHS web site, they are broken down by region. That helps gardeners shop with more confidence.

Slide 14: The Garden Judge’s Work

Teaching Points:

Judging daylilies for awards is a year-round activity.

You can't possibly evaluate a total plant if it is just a new double fan in the garden. You have to see how it establishes and how it grows.

We can't begin to observe all the candidates for awards, but we can give extended observation to a selection of them and act on what we see.

We can also extend our knowledge by talking to other daylily gardeners, focusing on the total plant.

The more we focus our attention on what we see in our own region, the more useful our contribution to a *national* system.

The class discussion question can be expanded to include the subject of full-sun performance versus growing them in a shady spot.

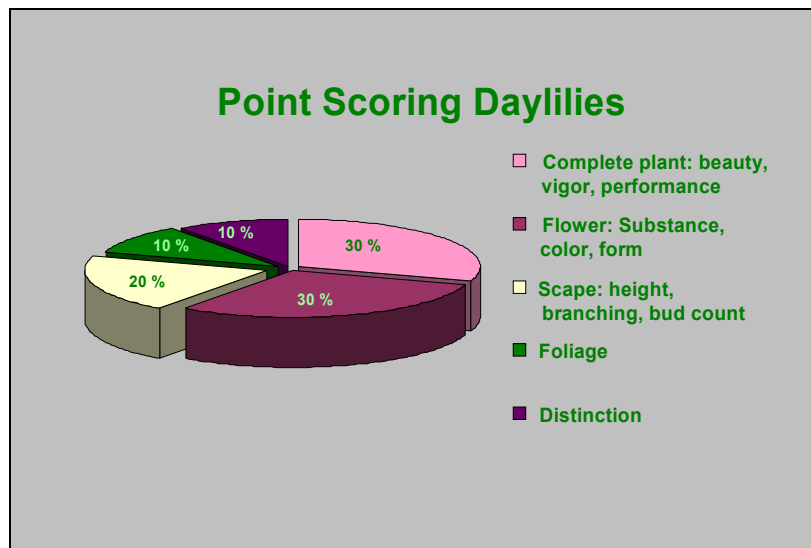
Slide 15: Plant Evaluation Criteria

Teaching points:

Garden judges evaluate daylilies in all U.S. climates and soils.

If you grow a sample of the best of each type of daylily for your region, you will have good benchmarks for evaluating award candidates.

Slide 16



Teaching points:

Point scoring is optional. A system of point scoring reflects a desire for consistency and objectivity.

R. W. Munson's essay on point scoring is a classic in our field. It's in the student packet.

A judge may also decide to adopt a companion system of disqualification. The Junior Citation award for seedlings urges the judge to disqualify the seedling if it lacks distinction. Taking the pie chart as an example, if one of the aspects of evaluation earned a failing grade in your evaluation, would you say it deserved a national award even if it earned a high score in the other aspects?

Slide 17 Flower Criteria

Teaching points:

These are photos of flower faults. Name some others, or describe what “champion performance” looks like in your opinion.

Slide 18 Scape Criteria

Teaching points:

“Branching” is not about the *quantity* of branches. It is about the beautiful presentation of the flowers.

The result has to be beautiful.

“Branching” or “bud count” do not equate with a long period of bloom. To evaluate the number of days a plant looks pleasing, you have to know the keep an eye on the plant throughout the season.

That is why the most important work you will do as a Garden Judge will happen in your own garden.

Slide 19: Foliage Criteria

Teaching points:

Foliage is all the daylily contributes to the perennial garden when the flowers aren't there, so train yourself to look at the form of the plant itself, the qualities of the leaves, their ability to profess "Clean!" all through the season.

Slide 20: The Complete Plant

Teaching points:

Note that the images show full clumps at peak bloom.

Slide 21: Valid and Invalid Criteria

Teaching points:

A commitment to focusing on the total plant will help you avoid arbitrary reasons for casting award votes.

Slide 22: Intro to the Section on Cultivar Awards

Slide 23: The Pyramid of Awards

Teaching Points:

The "pyramid" builds from bottom up - Honorable Mention to Award of Merit to the highest, Stout Silver Medal, and requires a number of years.

Slide 24: Honorable Mention Award

Teaching Points:

The HM award is unique in that the hybridizer determines which years the cultivar will appear on the ballot.

A cultivar has three years of "eligibility" and the hybridizer can determine how much time to allow between listings so that the plant gets into wider distribution.

In the other cultivar awards, the hybridizer has no say over timing.

Slide 25: View of the HM portion of the ballot

Teaching Points

The ballot is prepared and mailed in the spring by the Awards and Honors Committee to all accredited Garden Judges.

An explanation of each award is printed on the ballot with qualified cultivars listed under each and with voting instructions.

The concept of write-in votes has a different impact in the HM than it does in specialty awards. To win the HM, a candidate only needs to garner 15 votes spread across 4 regions. It would not be hard to organize a "write-in movement" for an HM-eligible daylily. 'Fooled Me' won the HM by write-in vote and it went on to win the Stout Medal in 2005.

Specialty awards are determined by majority vote and no regional distribution is required. Also, there is only one winner of each award. That means that a solo write-in vote will be a throw-away. Only a "campaign" of write-in votes would have a chance of creating a win for an eligible cultivar that is not on the ballot.

Slide 26 HM Details

Teaching Points:

Judges are instructed to limit their consideration to established clumps of at least 3 fans (hopefully more!), so the hybridizer has to take time and geographical distribution into account before listing a nomination for the HM.

Garden Judges have given high marks to the “overlooked” cultivars that the Awards and Honors Committee placed on the HM ballot.

Slide 27 HM Eligibility

Teaching Points:

You are not required to vote for 12. If you only know of 9 deserving cultivars, just circle the 9 you believe in.

Placement of HM winners on the AM ballot after a wait of three years is automatic.

Once a cultivar wins the HM, the hybridizer has no latitude to pull a cultivar off the AM ballot to preserve its eligibility.

It remains on the AM ballot for three consecutive years unless it wins the AM during that time.

Slide 28: Award of Merit

Teaching Points:

The AM is a substantial award, as there are only 12 winners from a crowded field.

Gardeners can build superb collections by concentrating on AM winners.

Multi-region performance is much more likely in these winners than in HM winners.

Slide 29: View of the AM portion of the ballot

Teaching Points

No write-ins at this level and above.

Slide 30: Requirements to Win an AM

Teaching Points:

It is possible for a “tropic-friendly” daylily to win an AM through a distribution of votes from the warmer regions. This frequently happens.

The AM is not equivalent to the Lenington All-America Award.

The published vote tallies can be especially useful to gardeners to want to see if an AM winner is vigorous in their region.

Slide 31: Stout Silver Medal

Teaching points:

This award really tests your mettle as a judge. The level of quality is very high. You have to distinguish the very best from the very good.

Do not be tempted to cast your vote for what you consider “the most **important**” daylily on the list of 36 nominees. Cast your vote for **the best daylily**.

For this award you are permitted to vote for a daylily you observe in a National Convention tour garden, which often means another climate from your own.

There is no requirement for regional distribution of votes. Winner takes all.

Slide 32: View of the Stout Medal portion of the ballot

Teaching Points

You *might* have a chance of being familiar with all the Stout nominees.

You might have discarded a few of them because they don't perform well in your area.

You might have grown and admired several of them for many years.

You might begin with a twelve-way tie for first place and have to make a "case" for each one of the best before you can decide on your vote.

Slide 33: Pictures of some recent Stout Medal winners

Teaching points:

Since there is no requirement for a regional distribution of votes, a cultivar that is sensation in one geographic area but problematic in another may yet win.

The point spread between the winner and the four runners-up can be very tight. Every vote counts!

The Stout Medal doesn't mean the winner is great everywhere, though some of the winners have sure proven so!

Slide 34 Intro to Specialty Awards

Teaching points:

Majority vote, with no regional balance required.

The more you can restrict your observations to what you see in your region, the more the vote tallies will be useful to gardeners in your region.

Even though the awards focus on blossom characteristics, your duty is to consistently evaluate **the whole plant**.

In a specialty award, you vote for the best overall daylily that meets the award criteria, in your observation.

Slide 35: Current Specialty Awards

Teaching points:

Consistency is an important factor even in awards related to blossom size.

Plant proportion also figures largely, and this is a matter of your own judgment.

Some small-flowered daylilies make an effective presentation on very tall scapes; some don't.

Some very large daylilies bloom consistently large; some don't.

Your eye for beauty and your ability to see the unique merits of each plant are the chief assets of the award system.

Repeated observation helps you tell the difference between a winner and an also-ran.

Slide 36: Current Specialty Awards

Teaching Points:

The R.W. Munson award is relatively recent. The floral features that it recognizes make up an expanding frontier in hybridizing.

Judges may be tempted to reward the best pattern, but they should continue to consistently reward **the best plant** in the category.

If you continue to evaluate in a consistent way, you will be unlikely to cast a vote for an inferior plant with a superior pattern.

Slide 37: Current Specialty Awards

Teaching points:

Doubles, spiders, and UF daylilies are currently under intensive development.

Climatic and geographic variation may affect how these varieties bloom in your region.

Consistency is a very important factor in judging varieties for these awards.

Slide 38: Harris Olson Spider Award

Teaching points:

Student judges often assume that the AHS Registrar or some AHS committee certifies the accuracy of measurement data. That is not the case.

Registration data reflects what was observed by the hybridizer.

Spiders may prove shy of the 4:1 ratio when measured outside the hybridizer's growing area.

Slide 39: Measuring Spiders

Teaching points:

Garden judges are not required to base a vote on personal measurement with a ruler. But even a trained eye can be mistaken.

If you take measurements outside your own garden, the principles of **etiquette** prevail.

Measuring a spider entails manually extending the longest petal to determine length. No other form of flower measurement entails pulling on a floral segment, so do this only with the garden owner's full consent and be very sensitive to the need of other garden visitors to enjoy the flowers.

Slide 40: Judging the Harris Olson Spider Award

Teaching points:

Taking measurements during a garden visit is a point of **etiquette**. If you're in the garden of a friend who doesn't mind, or is curious about measuring, that's one thing. But if you're on a garden tour, even if you have permission to handle blossoms, think twice and use discretion.

Evaluate the whole plant, consistently, and vote for the one that you think best exemplifies the standard for spiders.

Slide 41: Pictures of several consistent 4:1 spiders

Slide 42: Lambert/Webster Unusual Form Award

Teaching notes:

There's a lot of interest in UF breeding these days.

Don't think of a UF as a "failed spider!" The UF form has its own distinguishing traits to enjoy and observe.

Slide 43: Crispate

Teaching points:

When the folding back creates a tubular effect, it's called "quilling."

A UF may exhibit twisting and curling in combination with other characteristics.

Slide 44: Cascading

Teaching Points:

The look of cascading may also be combined with other UF characteristics.

Slide 45: Spatulate

Teaching points:

The spatulate form of the example on the left is obvious.

The example on the right is also obviously NOT meeting the UF standard. There is only one clearly spatulate petal. The lower petal doesn't present that distinguishing trait, and you can't see in this view if the petal on the upper right does.

The standard calls for 3 petals OR 3 sepals (but not 2 + 1).

Slide 46: UFs may exhibit multiple traits on the same blossom

Teaching points:

UF characteristics may vary on the same plant from day to day. It's part of the fun of the UF world.

Slide 47: R.W. Munson Award for Distinct Patterns

Teaching points:

There is a lot of room for interpretation in this category, and a lot of temptation to vote only for the enticing pattern.

The next slides demonstrate the range of beauty that is currently on display in many seedling beds.

Remember that most seedlings are composted. You just can't tell about plant merit by only looking at the blossom.

Slide 48: Pictures of various patterns

Teaching points:

Remember, you're looking for an outstanding pattern on an outstanding plant.

The seedling in the upper left exhibits a commonplace pattern with no distinction, while showing uncommon color saturation in full sun. The award is not for great color saturation, though. It is for distinct patterns or for distinct variations in saturation of the base color.

A judge might give "distinction" points for the shade of blue in the lower left, but the evaluation of the total plant might still result in that specimen falling short.

Slide 49: Continued

Teaching points:

Every time you think you know the possible range of patterns, you see new ones.

Grow some, live with them for several seasons, and reward the best overall daylily in the class.

Slide 50: Ida Munson Doubles Award

Teaching points:

Great advances in breeding doubles since the era of A.B. Stout.

There are many expressions of this doubling trait.

The trait of consistency is very important, but so is overall plant merit.

Slide 51: Variations in Double Daylilies

Teaching points:

You will see mini doubles and huge ones.

They come with all sorts of color variations and patterns now.

Slide 52: Junior Citation Award

Teaching Points:

Since the JC award most probably is a consequence of observations in the hybridizer's garden, the award does not imply that the seedling will perform well in other regions or climates.

Slide 53: Cultivar Awards Not Voted by Garden Judges

Slide 54: AHS Awards and Honors Committee

Teaching points:

The Awards and Honors Committee is a part of the AHS Board structure. Its work is subject to board approval.

Although the AHS President appoints the Chair of the committee, the Chair selects committee members from AHS membership.

The President may also appoint "Cultivar Awards Chair" and "Service Awards Chair."

Slide 55-56: A Judge's Responsibilities and Duties

Teaching points:

A garden judge, like the chief judge of a national dog show, has to have an expert eye for all the categories.

Your garden is the place where you train your eye and your knowledge of the field of hybridizing.

The photo is the "pink and blue" garden at Darrell Apps's Woodside Nursery during the 2000 National Convention in Philadelphia.

AHS judges are teachers. Our sense of great performance traits is what we share with novice growers.

Through us, the general gardening public raises their expectations of daylilies. We want people to dare to throw out the inferior ones and make room for the great ones!

And do keep attending workshops. A judge's training never ends.

Slide 57-58-59-60: Etiquette

Slide 61: Accreditation

Slide 62-63: Initial Appointment

Slide 64: Reappointment

Slide 65

Don't get shut out !!!



If you don't:

- Mail your ballot each year by September 1st.
- Pay your AHS dues each year by January 1st.

You will be disqualified as a Garden Judge.

Teaching points:

A judge who doesn't vote is a drag on the association. We need your eyes. We need your mind to be engaged in the task.

And we need your dues on time!

Slide 66: Regional Garden Judges Liaisons

Slide 67: Review

Slide 68: Reminders before the test

Slide 69: Acknowledgements